

# Permatex Dr. Bond Plastic Bonder 2 Part Kit, Part 2

ITW AAMTech

Chemwatch: 5128-17

Version No: 6.1.1.1

Material Safety Data Sheet according to NOHSC and ADG requirements

Chemwatch Hazard Alert Code: 3

Issue Date: 29/09/2014

Print Date: 22/09/2015

Initial Date: Not Available

S.Local.AUS.EN

## SECTION 1 IDENTIFICATION OF THE SUBSTANCE / MIXTURE AND OF THE COMPANY / UNDERTAKING

### Product Identifier

Product name	Permatex Dr. Bond Plastic Bonder 2 Part Kit, Part 2
Synonyms	PX82565
Proper shipping name	ACETONE
Other means of identification	Not Available

### Relevant identified uses of the substance or mixture and uses advised against

Relevant identified uses	Use according to manufacturer's directions. Activator.
--------------------------	---

### Details of the supplier of the safety data sheet

Registered company name	ITW AAMTech	ITW AAMTech
Address	Unit 2/38 Trugood Drive, East Tamaki, Auckland 2013 New Zealand	1-9 Nina Link, Dandenong South 3175 VIC Australia
Telephone	+800 438 996	1800 177 989
Fax	+64 9272 1949	1800 308 556
Website	www.aamtech.co.nz	www.aamtech.com.au
Email	info@aamtech.co.nz	info@aamtech.com.au

### Emergency telephone number

Association / Organisation	Not Available	Not Available
Emergency telephone numbers	+800 2436 2255	1800 039 008
Other emergency telephone numbers	Not Available	+61 3 9573 3112

## SECTION 2 HAZARDS IDENTIFICATION

### Classification of the substance or mixture



**HAZARDOUS SUBSTANCE. DANGEROUS GOODS.** According to the Criteria of NOHSC, and the ADG Code.

Poisons Schedule	S5	
Risk Phrases <sup>[1]</sup>	R11	Highly flammable.
	R67	Vapours may cause drowsiness and dizziness.
	R36	Irritating to eyes.
	R66	Repeated exposure may cause skin dryness and cracking.
Legend:	1. Classified by Chemwatch; 2. Classification drawn from HSIS ; 3. Classification drawn from EC Directive 1272/2008 - Annex VI	
GHS Classification <sup>[1]</sup>	Flammable Liquid Category 2, Eye Irritation Category 2A, STOT - SE (Narcosis) Category 3	
Legend:	1. Classified by Chemwatch; 2. Classification drawn from HSIS ; 3. Classification drawn from EC Directive 1272/2008 - Annex VI	

Continued...

## Permatex Dr. Bond Plastic Bonder 2 Part Kit, Part 2

### Label elements

GHS label elements	 
--------------------	---

SIGNAL WORD **DANGER**

### Hazard statement(s)

H225	Highly flammable liquid and vapour
H319	Causes serious eye irritation
H336	May cause drowsiness or dizziness
AUH066	Repeated exposure may cause skin dryness and cracking

### Precautionary statement(s) Prevention

P210	Keep away from heat, hot surfaces, sparks, open flames and other ignition sources. No smoking.
P271	Use only outdoors or in a well-ventilated area.
P240	Ground/bond container and receiving equipment.
P241	Use explosion-proof electrical/ventilating/lighting/intrinsically safe equipment.

### Precautionary statement(s) Response

P370+P378	In case of fire: Use alcohol resistant foam or normal protein foam for extinction.
P305+P351+P338	IF IN EYES: Rinse cautiously with water for several minutes. Remove contact lenses, if present and easy to do. Continue rinsing.
P312	Call a POISON CENTER/doctor/physician/first aider/if you feel unwell.
P337+P313	If eye irritation persists: Get medical advice/attention.

### Precautionary statement(s) Storage

P403+P235	Store in a well-ventilated place. Keep cool.
P405	Store locked up.
P403+P233	Store in a well-ventilated place. Keep container tightly closed.

### Precautionary statement(s) Disposal

P501	Dispose of contents/container in accordance with local regulations.
------	---

### Label elements



Relevant risk statements are found in section 2

Indication(s) of danger	F, Xi
-------------------------	-------

### SAFETY ADVICE

S02	Keep out of reach of children.
S09	Keep container in a well ventilated place.
S16	Keep away from sources of ignition. No smoking.
S23	Do not breathe gas/fumes/vapour/spray.
S24	Avoid contact with skin.
S26	In case of contact with eyes, rinse with plenty of water and contact Doctor or Poisons Information Centre.
S29	Do not empty into drains.
S33	Take precautionary measures against static discharges.
S35	This material and its container must be disposed of in a safe way.

Continued...

## Permatex Dr. Bond Plastic Bonder 2 Part Kit, Part 2

<b>S39</b>	Wear eye/face protection.
<b>S40</b>	To clean the floor and all objects contaminated by this material, use water.
<b>S41</b>	In case of fire and/or explosion, DO NOT BREATHE FUMES.
<b>S43</b>	In case of fire use the extinguishing media detailed in section 5 of this SDS.
<b>S46</b>	If swallowed, seek medical advice immediately and show this container or label.
<b>S51</b>	Use only in well ventilated areas.
<b>S56</b>	Dispose of this material and its container at hazardous or special waste collection point.
<b>S64</b>	If swallowed, rinse mouth with water (only if the person is conscious).

## Other hazards

	Inhalation, skin contact and/or ingestion may produce health damage*.
	May produce discomfort of the respiratory system and skin*.
	Cumulative effects may result following exposure*.
	HARMFUL-May cause lung damage if swallowed.

## SECTION 3 COMPOSITION / INFORMATION ON INGREDIENTS

## Substances

See section below for composition of Mixtures

## Mixtures

CAS No	%[weight]	Name
67-64-1	90-100	<u>acetone</u>
Not Available	0.1-1	substituted amine mixture

The specific chemical identity and/or exact percentage (concentration) of composition has been withheld as a trade secret.

## SECTION 4 FIRST AID MEASURES

## Description of first aid measures

<b>Eye Contact</b>	<p>If this product comes in contact with the eyes:</p> <ul style="list-style-type: none"> <li>▶ Wash out immediately with fresh running water.</li> <li>▶ Ensure complete irrigation of the eye by keeping eyelids apart and away from eye and moving the eyelids by occasionally lifting the upper and lower lids.</li> <li>▶ Seek medical attention without delay; if pain persists or recurs seek medical attention.</li> <li>▶ Removal of contact lenses after an eye injury should only be undertaken by skilled personnel.</li> </ul>
<b>Skin Contact</b>	<p>If skin contact occurs:</p> <ul style="list-style-type: none"> <li>▶ Immediately remove all contaminated clothing, including footwear.</li> <li>▶ Flush skin and hair with running water (and soap if available).</li> <li>▶ Seek medical attention in event of irritation.</li> </ul>
<b>Inhalation</b>	<ul style="list-style-type: none"> <li>▶ If fumes or combustion products are inhaled remove from contaminated area.</li> <li>▶ Lay patient down. Keep warm and rested.</li> <li>▶ Prostheses such as false teeth, which may block airway, should be removed, where possible, prior to initiating first aid procedures.</li> <li>▶ Apply artificial respiration if not breathing, preferably with a demand valve resuscitator, bag-valve mask device, or pocket mask as trained. Perform CPR if necessary.</li> <li>▶ Transport to hospital, or doctor.</li> </ul>
<b>Ingestion</b>	<ul style="list-style-type: none"> <li>▶ For advice, contact a Poisons Information Centre or a doctor at once.</li> <li>▶ Urgent hospital treatment is likely to be needed.</li> <li>▶ <b>If swallowed do NOT induce vomiting.</b></li> <li>▶ If vomiting occurs, lean patient forward or place on left side (head-down position, if possible) to maintain open airway and prevent aspiration.</li> <li>▶ Observe the patient carefully.</li> <li>▶ Never give liquid to a person showing signs of being sleepy or with reduced awareness; i.e. becoming unconscious.</li> <li>▶ Give water to rinse out mouth, then provide liquid slowly and as much as casualty can comfortably drink.</li> <li>▶ Transport to hospital or doctor without delay.</li> </ul>

## Indication of any immediate medical attention and special treatment needed

Any material aspirated during vomiting may produce lung injury. Therefore emesis should not be induced mechanically or pharmacologically. Mechanical means should be used if it is considered necessary to evacuate the stomach contents; these include gastric lavage after endotracheal intubation. If

Continued...

## Permatex Dr. Bond Plastic Bonder 2 Part Kit, Part 2

spontaneous vomiting has occurred after ingestion, the patient should be monitored for difficult breathing, as adverse effects of aspiration into the lungs may be delayed up to 48 hours.

For acute or short term repeated exposures to acetone:

- Symptoms of acetone exposure approximate ethanol intoxication.
- About 20% is expired by the lungs and the rest is metabolised. Alveolar air half-life is about 4 hours following two hour inhalation at levels near the Exposure Standard; in overdose, saturable metabolism and limited clearance, prolong the elimination half-life to 25-30 hours.
- There are no known antidotes and treatment should involve the usual methods of decontamination followed by supportive care.

[Ellenhorn and Barceloux: Medical Toxicology]

Management:

Measurement of serum and urine acetone concentrations may be useful to monitor the severity of ingestion or inhalation.

Inhalation Management:

- Maintain a clear airway, give humidified oxygen and ventilate if necessary.
- If respiratory irritation occurs, assess respiratory function and, if necessary, perform chest X-rays to check for chemical pneumonitis.
- Consider the use of steroids to reduce the inflammatory response.
- Treat pulmonary oedema with PEEP or CPAP ventilation.

Dermal Management:

- Remove any remaining contaminated clothing, place in double sealed, clear bags, label and store in secure area away from patients and staff.
- Irrigate with copious amounts of water.
- An emollient may be required.

Eye Management:

- Irrigate thoroughly with running water or saline for 15 minutes.
- Stain with fluorescein and refer to an ophthalmologist if there is any uptake of the stain.

Oral Management:

- No **GASTRIC LAVAGE OR EMETIC**
- Encourage oral fluids.

Systemic Management:

- Monitor blood glucose and arterial pH.
- Ventilate if respiratory depression occurs.
- If patient unconscious, monitor renal function.
- Symptomatic and supportive care.

The Chemical Incident Management Handbook:

Guy's and St. Thomas' Hospital Trust, 2000

BIOLOGICAL EXPOSURE INDEX

These represent the determinants observed in specimens collected from a healthy worker exposed at the Exposure Standard (ES or TLV):

Determinant	Sampling Time	Index	Comments
Acetone in urine	End of shift	50 mg/L	NS

NS: Non-specific determinant; also observed after exposure to other material

## SECTION 5 FIREFIGHTING MEASURES

### Extinguishing media

	<ul style="list-style-type: none"> <li>▸ Alcohol stable foam.</li> <li>▸ Dry chemical powder.</li> <li>▸ BCF (where regulations permit).</li> <li>▸ Carbon dioxide.</li> </ul>
--	--

### Special hazards arising from the substrate or mixture

<b>Fire Incompatibility</b>	<ul style="list-style-type: none"> <li>▸ Avoid contamination with oxidising agents i.e. nitrates, oxidising acids, chlorine bleaches, pool chlorine etc. as ignition may result</li> </ul>
-----------------------------	--

### Advice for firefighters

<b>Fire Fighting</b>	<ul style="list-style-type: none"> <li>▸ Alert Fire Brigade and tell them location and nature of hazard.</li> <li>▸ May be violently or explosively reactive.</li> <li>▸ Wear breathing apparatus plus protective gloves in the event of a fire.</li> <li>▸ Prevent, by any means available, spillage from entering drains or water course.</li> </ul>
<b>Fire/Explosion Hazard</b>	<ul style="list-style-type: none"> <li>▸ Liquid and vapour are highly flammable.</li> <li>▸ Severe fire hazard when exposed to heat, flame and/or oxidisers.</li> <li>▸ Vapour may travel a considerable distance to source of ignition.</li> <li>▸ Heating may cause expansion or decomposition leading to violent rupture of containers.</li> </ul>

## SECTION 6 ACCIDENTAL RELEASE MEASURES

### Personal precautions, protective equipment and emergency procedures

<b>Minor Spills</b>	<ul style="list-style-type: none"> <li>▸ Remove all ignition sources.</li> <li>▸ Clean up all spills immediately.</li> <li>▸ Avoid breathing vapours and contact with skin and eyes.</li> </ul>
---------------------	---

Continued...

## Permatex Dr. Bond Plastic Bonder 2 Part Kit, Part 2

	<ul style="list-style-type: none"> <li>▶ Control personal contact with the substance, by using protective equipment.</li> </ul>
Major Spills	<ul style="list-style-type: none"> <li>▶ Clear area of personnel and move upwind.</li> <li>▶ Alert Fire Brigade and tell them location and nature of hazard.</li> <li>▶ May be violently or explosively reactive.</li> <li>▶ Wear breathing apparatus plus protective gloves.</li> </ul>
	Personal Protective Equipment advice is contained in Section 8 of the SDS.

## SECTION 7 HANDLING AND STORAGE

## Precautions for safe handling

Safe handling	<ul style="list-style-type: none"> <li>▶ Avoid all personal contact, including inhalation.</li> <li>▶ Wear protective clothing when risk of exposure occurs.</li> <li>▶ Use in a well-ventilated area.</li> <li>▶ Prevent concentration in hollows and sumps.</li> </ul>
Other information	<ul style="list-style-type: none"> <li>▶ Store in original containers in approved flame-proof area.</li> <li>▶ No smoking, naked lights, heat or ignition sources.</li> <li>▶ <b>DO NOT store in pits, depressions, basements or areas where vapours may be trapped.</b></li> <li>▶ Keep containers securely sealed.</li> </ul>

## Conditions for safe storage, including any incompatibilities

Suitable container	<ul style="list-style-type: none"> <li>▶ Packing as supplied by manufacturer.</li> <li>▶ Plastic containers may only be used if approved for flammable liquid.</li> <li>▶ Check that containers are clearly labelled and free from leaks.</li> </ul>
Storage incompatibility	<ul style="list-style-type: none"> <li>▶ Avoid reaction with oxidising agents</li> </ul>

## SECTION 8 EXPOSURE CONTROLS / PERSONAL PROTECTION

## Control parameters

## OCCUPATIONAL EXPOSURE LIMITS (OEL)

## INGREDIENT DATA


Source	Ingredient	Material name	TWA	STEL	Peak	Notes
Australia Exposure Standards	acetone	Acetone	1185 mg/m <sup>3</sup> / 500 ppm	2375 mg/m <sup>3</sup> / 1000 ppm	Not Available	Not Available

## EMERGENCY LIMITS

Ingredient	Material name	TEEL-1	TEEL-2	TEEL-3
acetone	Acetone	Not Available	Not Available	Not Available

Ingredient	Original IDLH	Revised IDLH
acetone	20,000 ppm	2,500 [LEL] ppm
substituted amine mixture	Not Available	Not Available

## Exposure controls

Appropriate engineering controls	<p>Engineering controls are used to remove a hazard or place a barrier between the worker and the hazard. Well-designed engineering controls can be highly effective in protecting workers and will typically be independent of worker interactions to provide this high level of protection.</p> <p>The basic types of engineering controls are:</p> <p>Process controls which involve changing the way a job activity or process is done to reduce the risk.</p> <p>Enclosure and/or isolation of emission source which keeps a selected hazard "physically" away from the worker and ventilation that strategically "adds" and "removes" air in the work environment.</p>
Personal protection	
Eye and face protection	<ul style="list-style-type: none"> <li>▶ Safety glasses with side shields.</li> <li>▶ Chemical goggles.</li> <li>▶ Contact lenses may pose a special hazard; soft contact lenses may absorb and concentrate irritants. A written policy document, describing the wearing of lenses or restrictions on use, should be created for each workplace or task.</li> </ul>

## Permatex Dr. Bond Plastic Bonder 2 Part Kit, Part 2

<b>Skin protection</b>	See Hand protection below
<b>Hands/feet protection</b>	<ul style="list-style-type: none"> <li>▶ Wear chemical protective gloves, e.g. PVC.</li> <li>▶ Wear safety footwear or safety gumboots, e.g. Rubber</li> </ul>
<b>Body protection</b>	See Other protection below
<b>Other protection</b>	<ul style="list-style-type: none"> <li>▶ Overalls.</li> <li>▶ PVC Apron.</li> <li>▶ PVC protective suit may be required if exposure severe.</li> <li>▶ Eyewash unit.</li> </ul>
<b>Thermal hazards</b>	Not Available

## Recommended material(s)

## GLOVE SELECTION INDEX

Glove selection is based on a modified presentation of the:

"Forsberg Clothing Performance Index".

The effect(s) of the following substance(s) are taken into account in the **computer-generated** selection:

Permatex Dr. Bond Plastic Bonder 2 Part Kit, Part 2

Material	CPI
BUTYL	A
BUTYL/NEOPRENE	A
PE/EVAL/PE	A
PVDC/PE/PVDC	A
SARANEX-23 2-PLY	B
TEFLON	B
CPE	C
HYPALON	C
NATURAL RUBBER	C
NATURAL+NEOPRENE	C
NEOPRENE	C
NITRILE	C
NITRILE+PVC	C
PVA	C
PVC	C
SARANEX-23	C
VITON/NEOPRENE	C

\* CPI - Chemwatch Performance Index

A: Best Selection

B: Satisfactory; may degrade after 4 hours continuous immersion

C: Poor to Dangerous Choice for other than short term immersion

**NOTE:** As a series of factors will influence the actual performance of the glove, a final selection must be based on detailed observation. -

\* Where the glove is to be used on a short term, casual or infrequent basis, factors such as "feel" or convenience (e.g. disposability), may dictate a choice of gloves which might otherwise be unsuitable following long-term or frequent use. A qualified practitioner should be consulted.

## Respiratory protection

Type AX Filter of sufficient capacity. (AS/NZS 1716 & 1715, EN 143:2000 & 149:2001, ANSI Z88 or national equivalent)

Where the concentration of gas/particulates in the breathing zone, approaches or exceeds the "Exposure Standard" (or ES), respiratory protection is required.

Degree of protection varies with both face-piece and Class of filter; the nature of protection varies with Type of filter.

Required Minimum Protection Factor	Half-Face Respirator	Full-Face Respirator	Powered Air Respirator
up to 5 x ES	Air-line*	AX-2	AX-PAPR-2 ^
up to 10 x ES	-	AX-3	-
10+ x ES	-	Air-line**	-

\* - Continuous Flow; \*\* - Continuous-flow or positive pressure demand

^ - Full-face

A(All classes) = Organic vapours, B AUS or B1 = Acid gasses, B2 = Acid gas or hydrogen cyanide(HCN), B3 = Acid gas or hydrogen cyanide(HCN), E = Sulfur dioxide(SO2), G = Agricultural chemicals, K = Ammonia(NH3), Hg = Mercury, NO = Oxides of nitrogen, MB = Methyl bromide, AX = Low boiling point organic compounds(below 65 degC)

## SECTION 9.1 PHYSICAL AND CHEMICAL PROPERTIES

## Information on basic physical and chemical properties

<b>Appearance</b>	Clear highly flammable liquid with a strong ketone odour; miscible with water.		
<b>Physical state</b>	Liquid	<b>Relative density (Water = 1)</b>	0.79
<b>Odour</b>	Not Available	<b>Partition coefficient n-octanol / water</b>	Not Available
<b>Odour threshold</b>	Not Available	<b>Auto-ignition temperature (°C)</b>	Not Available

Continued...

## Permatex Dr. Bond Plastic Bonder 2 Part Kit, Part 2

<b>pH (as supplied)</b>	Not Available	<b>Decomposition temperature</b>	Not Available
<b>Melting point / freezing point (°C)</b>	Not Available	<b>Viscosity (cSt)</b>	Not Available
<b>Initial boiling point and boiling range (°C)</b>	56	<b>Molecular weight (g/mol)</b>	Not Applicable
<b>Flash point (°C)</b>	-17 (TCC)	<b>Taste</b>	Not Available
<b>Evaporation rate</b>	>7 Ether = 1	<b>Explosive properties</b>	Not Available
<b>Flammability</b>	HIGHLY FLAMMABLE.	<b>Oxidising properties</b>	Not Available
<b>Upper Explosive Limit (%)</b>	12.8	<b>Surface Tension (dyn/cm or mN/m)</b>	Not Available
<b>Lower Explosive Limit (%)</b>	2.5	<b>Volatile Component (%vol)</b>	99.9
<b>Vapour pressure (kPa)</b>	24.131	<b>Gas group</b>	Not Available
<b>Solubility in water (g/L)</b>	Miscible	<b>pH as a solution (1%)</b>	Not Available
<b>Vapour density (Air = 1)</b>	2.0	<b>VOC g/L</b>	Not Available

## SECTION 10 STABILITY AND REACTIVITY

<b>Reactivity</b>	See section 7
<b>Chemical stability</b>	Segregate from strong oxidisers
<b>Possibility of hazardous reactions</b>	See section 7
<b>Conditions to avoid</b>	See section 7
<b>Incompatible materials</b>	See section 7
<b>Hazardous decomposition products</b>	See section 5

## SECTION 11 TOXICOLOGICAL INFORMATION

## Information on toxicological effects

<b>Inhaled</b>	Inhalation of vapours or aerosols (mists, fumes), generated by the material during the course of normal handling, may be damaging to the health of the individual. There is some evidence to suggest that the material can cause respiratory irritation in some persons. The body's response to such irritation can cause further lung damage. Inhalation of vapours may cause drowsiness and dizziness.
<b>Ingestion</b>	Accidental ingestion of the material may be damaging to the health of the individual.
<b>Skin Contact</b>	Skin contact with the material may damage the health of the individual; systemic effects may result following absorption. There is some evidence to suggest that the material may cause mild but significant inflammation of the skin either following direct contact or after a delay of some time. Repeated exposure can cause contact dermatitis which is characterised by redness, swelling and blistering. Repeated exposure may cause skin cracking, flaking or drying following normal handling and use.
<b>Eye</b>	There is evidence that material may produce eye irritation in some persons and produce eye damage 24 hours or more after instillation. Severe inflammation may be expected with pain.
<b>Chronic</b>	Substance accumulation, in the human body, may occur and may cause some concern following repeated or long-term occupational exposure. Workers exposed to acetone for long periods showed inflammation of the airways, stomach and small bowel, attacks of giddiness and loss of strength. Exposure to acetone may enhance the liver toxicity of chlorinated solvents.

<b>Permatex Dr. Bond Plastic Bonder 2 Part Kit, Part 2</b>	<b>TOXICITY</b>	<b>IRRITATION</b>
	Not Available	Not Available
<b>acetone</b>	<b>TOXICITY</b>	<b>IRRITATION</b>
	Dermal (rabbit) LD50: 20000 mg/kg <sup>[2]</sup>	Eye (human): 500 ppm - irritant
	Inhalation (rat) LC50: 50.1 mg/L/8 hr <sup>[2]</sup>	Eye (rabbit): 20mg/24hr -moderate

Continued...

Permatex Dr. Bond Plastic Bonder 2 Part Kit, Part 2

	Oral (rat) LD50: 5800 mg/kgE <sup>[2]</sup>	Eye (rabbit): 3.95 mg - SEVERE
		Skin (rabbit): 500 mg/24hr - mild
		Skin (rabbit): 395mg (open) - mild

**Legend:** 1. Value obtained from Europe ECHA Registered Substances - Acute toxicity 2. \* Value obtained from manufacturer's SDS. Unless otherwise specified data extracted from RTECS - Register of Toxic Effect of chemical Substances

<b>ACETONE</b>	<p>The material may cause skin irritation after prolonged or repeated exposure and may produce on contact skin redness, swelling, the production of vesicles, scaling and thickening of the skin.</p> <p>for acetone:</p> <p>The acute toxicity of acetone is low. Acetone is not a skin irritant or sensitizer but is a defatting agent to the skin. Acetone is an eye irritant.</p>
----------------	---

<b>Acute Toxicity</b>	☐	<b>Carcinogenicity</b>	☐
<b>Skin Irritation/Corrosion</b>	☐	<b>Reproductivity</b>	☐
<b>Serious Eye Damage/Irritation</b>	✓	<b>STOT - Single Exposure</b>	✓
<b>Respiratory or Skin sensitisation</b>	☐	<b>STOT - Repeated Exposure</b>	☐
<b>Mutagenicity</b>	☐	<b>Aspiration Hazard</b>	☐

**Legend:** ✓ – Data required to make classification available  
✗ – Data available but does not fill the criteria for classification  
☐ – Data Not Available to make classification

## SECTION 12 ECOLOGICAL INFORMATION

### Toxicity

**DO NOT** discharge into sewer or waterways.

### Persistence and degradability

Ingredient	Persistence: Water/Soil	Persistence: Air
acetone	LOW (Half-life = 14 days)	MEDIUM (Half-life = 116.25 days)

### Bioaccumulative potential

Ingredient	Bioaccumulation
acetone	LOW (BCF = 69)

### Mobility in soil

Ingredient	Mobility
acetone	HIGH (KOC = 1.981)


## SECTION 13 DISPOSAL CONSIDERATIONS

### Waste treatment methods

<b>Product / Packaging disposal</b>	<ul style="list-style-type: none"> <li>Containers may still present a chemical hazard/ danger when empty.</li> <li>Return to supplier for reuse/ recycling if possible.</li> </ul> <p>Otherwise:</p> <ul style="list-style-type: none"> <li>If container can not be cleaned sufficiently well to ensure that residuals do not remain or if the container cannot be used to store the same product, then puncture containers, to prevent re-use, and bury at an authorised landfill.</li> <li>Where possible retain label warnings and MSDS and observe all notices pertaining to the product.</li> </ul>
-------------------------------------	--

## SECTION 14 TRANSPORT INFORMATION

### Labels Required

	
--	---

Continued...

## Permatex Dr. Bond Plastic Bonder 2 Part Kit, Part 2

<b>Marine Pollutant</b>	NO
<b>HAZCHEM</b>	•2YE

## Land transport (ADG)

<b>UN number</b>	1090
<b>Packing group</b>	II
<b>UN proper shipping name</b>	ACETONE
<b>Environmental hazard</b>	No relevant data
<b>Transport hazard class(es)</b>	Class 3 Subrisk Not Applicable
<b>Special precautions for user</b>	Special provisions Not Applicable Limited quantity 1 L

## Air transport (ICAO-IATA / DGR)

<b>UN number</b>	1090
<b>Packing group</b>	II
<b>UN proper shipping name</b>	Acetone
<b>Environmental hazard</b>	No relevant data
<b>Transport hazard class(es)</b>	ICAO/IATA Class 3 ICAO / IATA Subrisk Not Applicable ERG Code 3H
<b>Special precautions for user</b>	Special provisions Not Applicable Cargo Only Packing Instructions 364 Cargo Only Maximum Qty / Pack 60 L Passenger and Cargo Packing Instructions 353 Passenger and Cargo Maximum Qty / Pack 5 L Passenger and Cargo Limited Quantity Packing Instructions Y341 Passenger and Cargo Limited Maximum Qty / Pack 1 L

## Sea transport (IMDG-Code / GGVSee)

<b>UN number</b>	1090
<b>Packing group</b>	II
<b>UN proper shipping name</b>	ACETONE
<b>Environmental hazard</b>	Not Applicable
<b>Transport hazard class(es)</b>	IMDG Class 3 IMDG Subrisk Not Applicable
<b>Special precautions for user</b>	EMS Number F-E , S-D Special provisions Not Applicable Limited Quantities 1 L

## SECTION 15 REGULATORY INFORMATION

## Safety, health and environmental regulations / legislation specific for the substance or mixture

## ACETONE(67-64-1) IS FOUND ON THE FOLLOWING REGULATORY LISTS

Australia Exposure Standards

Australia Inventory of Chemical Substances (AICS)

Australia Hazardous Substances Information System - Consolidated Lists

Continued...

## Permatex Dr. Bond Plastic Bonder 2 Part Kit, Part 2

National Inventory	Status
Australia - AICS	Y
Canada - DSL	Y
Canada - NDSL	N (acetone)
China - IECSC	Y
Europe - EINEC / ELINCS / NLP	Y
Japan - ENCS	Y
Korea - KECI	Y
New Zealand - NZIoC	Y
Philippines - PICCS	Y
USA - TSCA	Y
<b>Legend:</b>	<i>Y = All ingredients are on the inventory N = Not determined or one or more ingredients are not on the inventory and are not exempt from listing(see specific ingredients in brackets)</i>

## SECTION 16 OTHER INFORMATION

## Other information

Classification of the preparation and its individual components has drawn on official and authoritative sources as well as independent review by the Chemwatch Classification committee using available literature references.

A list of reference resources used to assist the committee may be found at:

[www.chemwatch.net](http://www.chemwatch.net)

The (M)SDS is a Hazard Communication tool and should be used to assist in the Risk Assessment. Many factors determine whether the reported Hazards are Risks in the workplace or other settings. Risks may be determined by reference to Exposures Scenarios. Scale of use, frequency of use and current or available engineering controls must be considered.

This document is copyright.

Apart from any fair dealing for the purposes of private study, research, review or criticism, as permitted under the Copyright Act, no part may be reproduced by any process without written permission from CHEMWATCH.

TEL (+61 3) 9572 4700.